

Scaled data based on original data using  
LM-79-08 Approved Method: Electrical and Photometric Measurements of Solid-  
State Lighting Products

Test Report Prepared for  
Cooper Lighting Solutions  
(formerly Eaton)

Brand: McGRAW-EDISON

Report Number: P385702

Luminaire Tested: **GWC-SA1B-730-U-T4FT-HSS**

Issue Date: 3/3/2020

**Test Information**

Test Method: LM-79-08  
Report Number: P385702  
TEST IS SCALED FROM IESNA LM-79-08 TEST DATA (G2-1903-205-17)  
Test Lab: INNOVATION CENTER  
Issue Date: 3/3/2020  
Manufacturer: COOPER LIGHTING SOLUTIONS (FORMERLY EATON)  
Product Line: MCGRAW-EDISON  
Catalog Number: GWC-SA1B-730-U-T4FT-HSS  
Description: GALLEON WALL LUMINAIRE  
(1) 70 CRI, 3000K, 800mA LIGHTSQUARE WITH 16 LEDS AND TYPE IV FORWARD  
THROW OPTICS WITH HOUSE SIDE SHIELD  
Light Source: -  
Ballast/Driver: ELECTRONIC DRIVER

**Summary**

Lumens per Lamp: N/A  
Luminaire Lumens: 3947 lumens  
Efficiency: N/A  
Efficacy: 89.7 lumens/watt  
Luminous Opening: Rectangular (W 0.5' x L: 0.5' x H: 0')  
IES Classification: Type IV - Short  
BUG Rating: B1 - U0 - G2

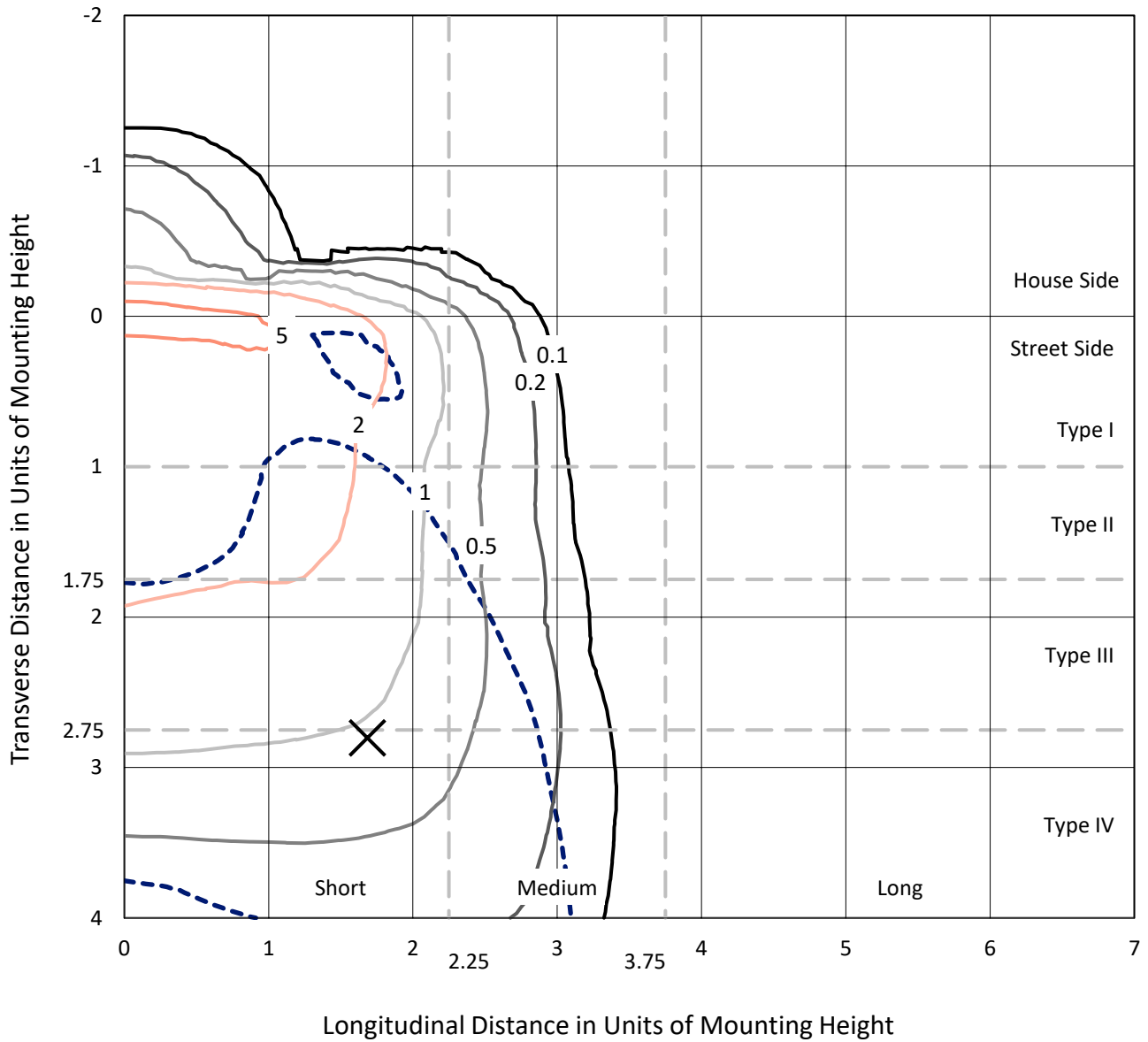
Input Watts (W): 44  
Input Voltage (V): NR  
Input Current (Ain): NR  
Voltage Rise (V): NR  
Power Factor: NR  
Total Harmonic Distortion (THDi): NR  
Frequency (hertz): 60  
Stabilization Time: NR  
Operation Time: NR  
Ambient Temperature (°C): NR  
Test Distance: 24 FT



REPORT NUMBER: P385702  
 CATALOG NUMBER: GWC-SA1B-730-U-T4FT-HSS

### Iso-Footcandle Lines of Horizontal Illumination

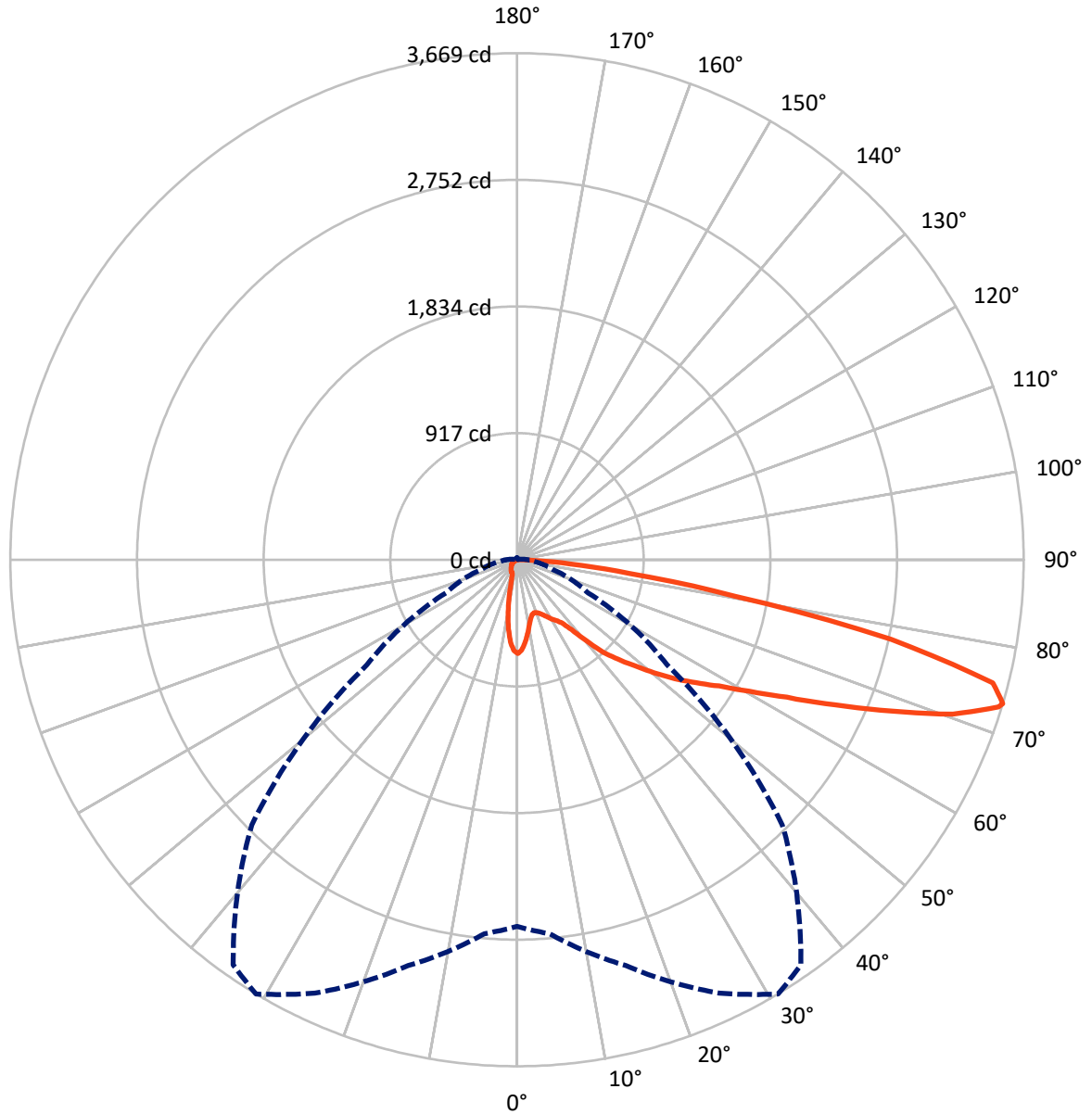
× Max cd  
 - - - 1/2 Max cd



Based on 10 foot mounting height. Maximum calculated value = 6.8 fc  
 Type IV - Short - N/A

REPORT NUMBER: P385702  
CATALOG NUMBER: GWC-SA1B-730-U-T4FT-HSS

### Luminous Intensity Polar Plot



— Vertical Plane Through 31-Deg Lateral    - - - Horizontal Cone Through 73-Deg Vertical



REPORT NUMBER: P385702  
 CATALOG NUMBER: GWC-SA1B-730-U-T4FT-HSS

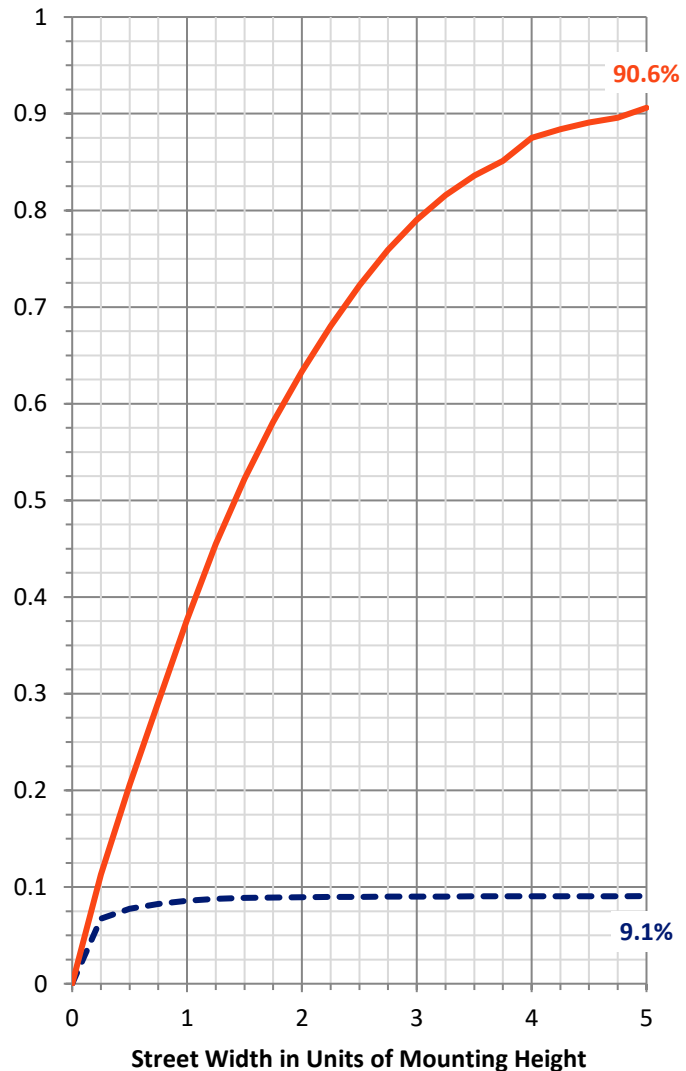
**FLUX DISTRIBUTION:**

		Downward	Upward	Total
<b>House Side</b>	Lumens	359.8	0.0	359.8
	% Fixture	9.1	0.0	9.1
<b>Street Side</b>	Lumens	3587.2	0.0	3587.2
	% Fixture	90.9	0.0	90.9
<b>Total</b>	Lumens	3947.0	0.0	3947.0
	% Fixture	100.0	0.0	100.0

**Coefficient of Utilization**

**ZONAL LUMENS:**

Zone	Lumens	% Fixture
0°-10°	56.3	1.4
10°-20°	122.3	3.1
20°-30°	183.2	4.6
30°-40°	291.4	7.4
40°-50°	520.4	13.2
50°-60°	807.5	20.5
60°-70°	1073.5	27.2
70°-80°	807.5	20.5
80°-90°	84.8	2.1
90°-100°	0.0	0.0
100°-110°	0.0	0.0
110°-120°	0.0	0.0
120°-130°	0.0	0.0
130°-140°	0.0	0.0
140°-150°	0.0	0.0
150°-160°	0.0	0.0
160°-170°	0.0	0.0
170°-180°	0.0	0.0
0°-90°	3947.0	100.0
0°-180°	3947.0	100.0



REPORT NUMBER: P385702

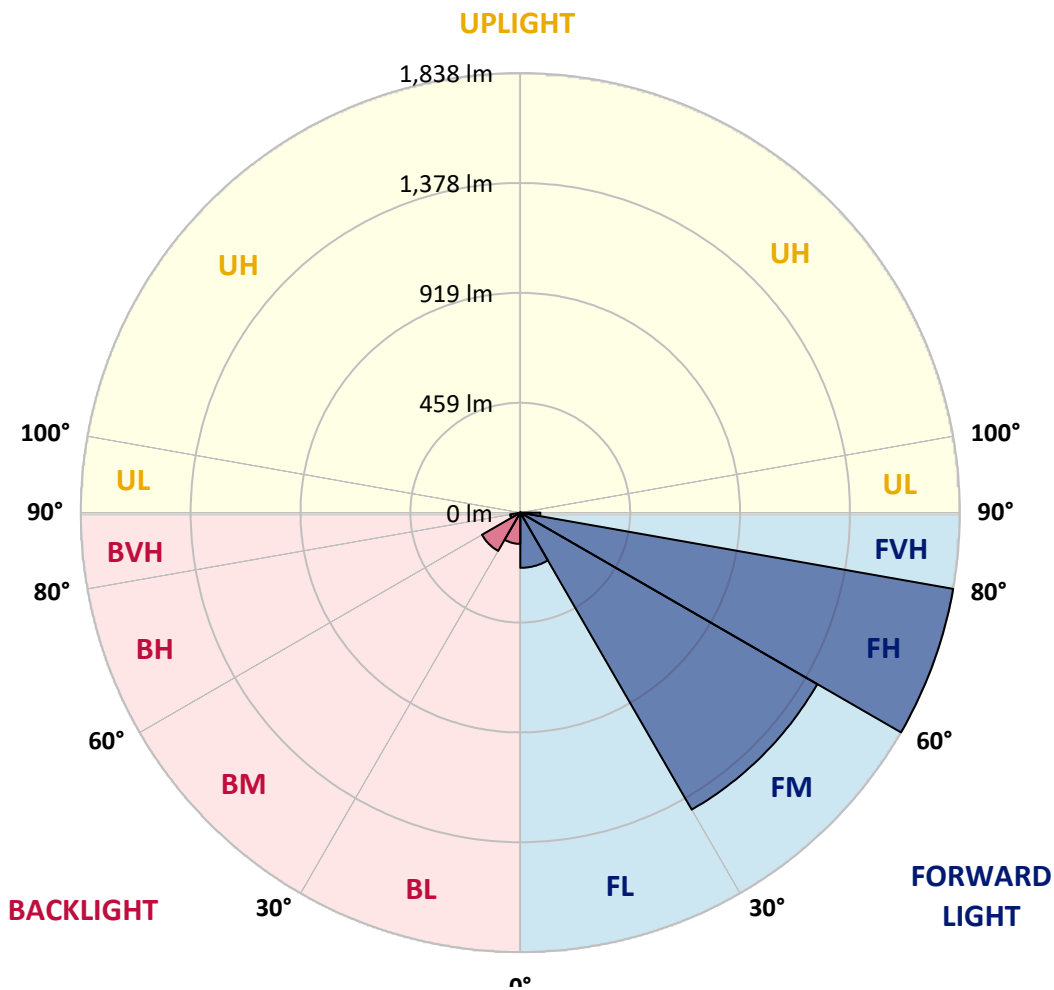
CATALOG NUMBER: GWC-SA1B-730-U-T4FT-HSS

**LUMINAIRE CLASSIFICATION SYSTEM LUMEN TABLE AND BUG RATING:**

Zone	Lumens	% Fixture	Zone Rating/Lumen Limit		
			B	U	G
FL (0°-30°)	230.9	5.9			
FM (30°-60°)	1434.2	36.3			
FH (60°-80°)	1838.0	46.6			G2/5000
FVH (80°-90°)	84.1	2.1			G1/100
BL (0°-30°)	130.8	3.3	B1/500		
BM (30°-60°)	185.2	4.7	B0/220		
BH (60°-80°)	43.1	1.1	B0/110		G0/110
BVH (80°-90°)	0.7	0.0			G0/10
UL (90°-100°)	0.0	0.0		U0/0	
UH (100°-180°)	0.0	0.0		U0/0	

**BUG Rating: B1-U0-G2**

Type IV Short





REPORT NUMBER: P385702

CATALOG NUMBER: GWC-SA1B-730-U-T4FT-HSS

**CANDELA DISTRIBUTION (FULL):**

	0°	5°	15°	25°	31°	35°	45°	55°	65°	75°	85°
0°	679.1	679.1	679.1	679.1	679.1	679.1	679.1	679.1	679.1	679.1	679.1
2.5°	643.6	646.3	649.2	649.7	654.6	654.8	661.7	666.9	672.1	677.2	678.9
5°	577.5	581.9	587.2	592.4	602.6	606.7	623.7	641.0	657.7	673.5	681.2
7.5°	507.0	512.0	519.4	532.3	543.7	551.6	578.5	609.4	640.3	669.4	686.2
10°	442.7	447.3	455.0	468.8	486.3	497.1	533.3	576.1	621.5	665.8	693.8
12.5°	401.7	404.2	408.5	423.2	439.0	451.2	493.7	546.8	606.1	665.6	705.9
15°	394.2	395.0	391.5	398.1	410.4	422.2	465.3	523.0	594.3	668.7	721.8
17.5°	406.2	405.8	394.2	393.4	403.3	412.9	451.4	506.6	586.0	675.8	742.2
20°	424.3	423.0	402.9	399.2	409.7	418.7	450.4	500.4	582.9	687.8	767.2
22.5°	448.5	446.2	414.7	410.8	422.0	431.5	462.4	506.4	585.6	703.8	796.1
25°	478.4	474.9	435.0	430.7	442.1	451.6	483.8	523.6	593.7	723.3	832.8
27.5°	512.2	507.2	467.4	456.4	469.3	479.2	512.4	549.9	606.5	744.0	877.8
30°	544.1	537.5	501.6	483.4	499.3	510.3	543.3	581.2	626.9	775.9	939.4
32.5°	576.1	568.8	532.1	510.5	524.8	536.7	575.2	624.2	665.4	824.5	1021.3
35°	649.9	642.2	597.2	561.5	561.3	568.0	619.8	683.1	716.2	892.3	1119.1
37.5°	774.1	769.7	726.8	659.0	640.8	633.3	680.6	753.4	789.2	985.6	1229.4
40°	910.1	906.2	858.1	796.7	769.1	750.6	767.9	851.4	892.3	1099.6	1342.0
42.5°	1063.6	1045.3	959.5	941.2	916.5	902.4	886.7	972.1	1019.0	1223.6	1453.6
45°	1203.1	1172.2	1060.9	1033.1	1027.5	1031.0	1039.7	1134.3	1161.6	1370.9	1564.8
47.5°	1286.1	1261.8	1176.4	1149.8	1148.2	1171.2	1236.9	1317.6	1303.5	1499.4	1662.8
50°	1365.1	1343.1	1272.2	1278.8	1285.9	1317.2	1460.7	1506.1	1433.1	1615.8	1752.6
52.5°	1429.1	1395.5	1358.4	1395.3	1430.4	1480.8	1691.7	1675.3	1525.1	1708.5	1829.4
55°	1466.0	1450.7	1468.7	1505.7	1571.8	1653.7	1909.8	1816.1	1592.3	1793.1	1880.6
57.5°	1601.2	1571.2	1606.9	1639.0	1725.1	1839.7	2096.6	1921.0	1640.7	1845.5	1892.4
60°	1764.7	1740.6	1761.7	1815.0	1931.2	2065.9	2271.2	2006.6	1666.0	1879.1	1861.9
62.5°	2025.1	1993.2	1980.1	2039.8	2193.9	2340.9	2403.7	2065.9	1660.4	1864.2	1757.2
65°	2373.9	2340.9	2282.2	2336.3	2532.3	2636.0	2551.8	2078.4	1621.8	1743.9	1492.6
67.5°	2731.2	2707.3	2657.1	2748.2	2925.1	2958.6	2708.4	2047.9	1497.4	1414.0	1054.6
70°	2967.3	2957.0	2989.7	3191.3	3349.1	3339.4	2852.1	1883.9	1167.2	869.5	521.7
72.5°	2797.1	2846.1	3087.2	3452.8	3645.6	3566.8	2778.4	1446.6	667.1	334.5	150.8
73°	2656.1	2718.9	3043.3	3462.7	3668.9	3582.6	2716.4	1327.9	568.6	264.0	114.3
75°	1847.8	1924.9	2519.5	3224.9	3559.6	3413.4	2264.2	812.7	263.4	117.0	46.2
77.5°	897.1	954.1	1387.3	2330.1	2768.3	2666.9	1409.6	302.8	119.0	73.2	21.2
80°	334.9	372.4	602.2	1185.9	1599.8	1641.7	620.0	114.5	79.2	58.9	10.8
82.5°	87.7	97.7	222.1	528.8	819.9	858.1	195.5	57.7	57.9	48.5	6.6
85°	28.0	32.1	69.3	237.4	386.3	339.2	51.0	28.0	42.1	36.1	3.7
87.5°	3.5	4.4	22.0	55.8	85.2	47.3	7.9	8.3	18.0	20.1	2.1
90°	0.0	0.0	0.0	0.0	0.0	0.0	0.0	0.0	0.0	0.0	0.0



REPORT NUMBER: P385702

CATALOG NUMBER: GWC-SA1B-730-U-T4FT-HSS

**CANDELA DISTRIBUTION (continued):**

	90°	95°	105°	115°	125°	135°	145°	155°	165°	175°	180°
0°	679.1	679.1	679.1	679.1	679.1	679.1	679.1	679.1	679.1	679.1	679.1
2.5°	680.6	679.7	679.9	674.8	671.6	665.0	658.2	655.1	651.9	650.5	651.9
5°	684.1	682.4	677.4	661.9	645.5	624.2	604.3	589.3	570.4	565.1	570.5
7.5°	689.5	686.0	671.4	639.9	603.4	562.8	517.2	484.0	456.8	439.2	445.6
10°	697.4	690.9	661.3	607.8	542.5	470.7	406.0	355.6	319.8	305.2	304.6
12.5°	710.8	698.4	649.0	566.1	468.2	372.4	287.6	232.9	204.0	185.2	184.8
15°	725.4	707.3	633.3	516.1	381.6	266.7	185.2	143.7	125.0	119.0	118.2
17.5°	743.4	717.5	613.0	454.5	291.1	176.7	120.9	108.9	108.2	107.6	107.6
20°	766.0	729.7	587.0	384.0	206.5	118.0	102.8	103.5	103.9	103.1	103.3
22.5°	792.3	742.1	555.9	308.3	139.6	98.7	98.3	99.3	99.7	99.3	99.5
25°	822.8	756.3	518.0	228.9	100.8	93.7	94.6	96.0	97.0	97.0	97.0
27.5°	860.6	773.7	472.4	159.7	87.1	88.5	91.2	93.7	95.0	95.4	95.4
30°	909.9	795.4	417.8	109.5	79.2	81.5	86.5	91.4	93.9	94.3	94.4
32.5°	972.1	819.7	354.4	80.9	72.4	74.2	79.6	87.7	92.5	93.3	93.3
35°	1043.4	847.9	286.2	70.5	67.6	68.2	72.4	81.7	90.2	92.3	92.5
37.5°	1121.4	875.7	217.7	65.9	63.5	63.5	66.6	74.6	84.6	91.2	91.9
40°	1194.2	892.5	152.6	62.2	59.9	59.9	62.6	68.4	77.8	87.7	89.8
42.5°	1261.4	898.3	106.2	58.7	56.4	57.0	59.3	63.9	71.1	80.9	82.9
45°	1330.6	897.3	77.5	54.7	52.9	54.7	56.4	59.9	65.1	70.7	71.1
47.5°	1382.7	889.2	61.4	50.8	49.6	52.0	53.5	55.8	58.7	58.3	58.3
50°	1431.6	869.5	49.4	45.6	46.4	49.1	49.8	50.6	50.8	47.1	46.7
52.5°	1468.7	838.8	39.6	40.0	43.1	45.8	45.0	43.8	41.9	37.5	36.7
55°	1481.0	779.7	31.1	33.0	38.2	41.7	38.8	36.3	32.6	29.0	28.2
57.5°	1458.6	703.4	25.3	25.7	32.3	35.2	31.9	29.0	24.9	21.8	21.2
60°	1411.1	618.6	20.9	19.3	24.9	27.4	25.3	22.4	18.7	16.4	16.2
62.5°	1316.8	528.2	17.2	15.1	18.9	21.1	19.7	17.6	14.5	12.9	12.7
65°	1118.7	422.6	13.9	12.2	14.7	16.4	15.3	13.7	11.4	10.2	10.0
67.5°	780.9	285.7	11.4	10.0	11.6	12.9	12.0	11.2	9.1	8.9	9.1
70°	376.6	137.7	9.5	8.1	9.1	10.0	9.7	9.1	8.7	10.0	11.6
72.5°	108.0	46.2	7.5	6.8	7.3	7.9	8.3	8.1	9.5	12.2	14.1
73°	83.1	37.3	7.1	6.4	7.0	7.7	8.1	7.9	9.7	12.4	14.1
75°	35.5	18.0	5.4	5.2	5.8	6.8	7.1	7.1	9.7	12.6	13.5
77.5°	16.0	9.7	3.5	4.1	5.0	5.4	6.0	6.0	7.7	9.7	9.7
80°	9.1	5.2	2.7	3.1	3.7	3.7	3.7	3.3	3.5	3.9	4.2
82.5°	5.8	3.5	2.1	2.5	2.3	1.9	1.5	1.5	1.4	1.5	1.9
85°	3.3	1.9	1.9	1.5	1.0	0.8	1.0	0.8	0.2	0.0	0.2
87.5°	1.9	1.2	0.6	0.0	0.0	0.0	0.0	0.0	0.0	0.0	0.0
90°	0.0	0.0	0.0	0.0	0.0	0.0	0.0	0.0	0.0	0.0	0.0



Signify Classified - Internal  
Cooper Lighting Solutions Photometric Lab  
1121 Highway 74 South  
Peachtree City, GA 30269

Scaled Data Report



Report Generated By 670245982

Signify Classified - Internal  
Cooper Lighting Solutions Photometric Lab  
1121 Highway 74 South  
Peachtree City, GA 30269

Scaled Data Report



Signify Classified - Internal  
Cooper Lighting Solutions Photometric Lab  
1121 Highway 74 South  
Peachtree City, GA 30269

Scaled Data Report



Signify Classified - Internal  
Cooper Lighting Solutions Photometric Lab  
1121 Highway 74 South  
Peachtree City, GA 30269

Scaled Data Report





--- HS — SS

Signify Classified - Internal  
Cooper Lighting Solutions Photometric Lab  
1121 Highway 74 South  
Peachtree City, GA 30269

Scaled Data Report



u

Signify Classified - Internal  
Cooper Lighting Solutions Photometric Lab  
1121 Highway 74 South  
Peachtree City, GA 30269

Scaled Data Report



Signify Classified - Internal  
Cooper Lighting Solutions Photometric Lab  
1121 Highway 74 South  
Peachtree City, GA 30269

Scaled Data Report



(END OF REPORT)